






URL <http://paastot.fi/>

## Quick facts

-  Company: Päästöt
-  Sector: Environmental
-  Product / service: Web Service
-  Type of data: Environmental
-  Origin: Finland





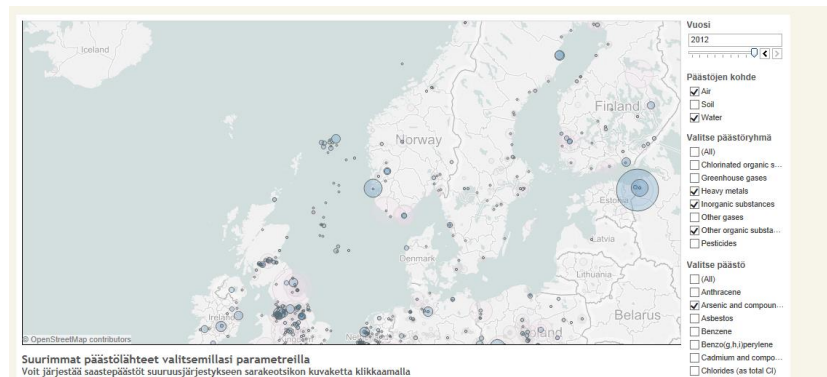
## Benefits

-  Interactive map interface of European polluters.
-  Shows the magnitude of pollution emissions.
-  The user can compare emission levels when making decisions.




## How Open Data is used

-  The website shows industrial emissions in all EU Member States, as well as Iceland, Norway, Serbia and Switzerland.
-  It shows the emission level on a map, based on the European Pollutant Release and Transfer Register (E-PRTR) database.



## Future plans

-  To create a service version of the current version, in the language of all the inhabitants of the EU member states.

