

WEBINAR

Open Data Maturity 2022: Diving deeper into the policy dimension

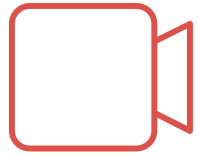
The logo for Data Europa Academy is located in the bottom left corner. It features a large red circle with a smaller white circle inside it. The text "data.europa academy" is written in white lowercase letters within the white circle.

data.
europa
academy

29 September 2023

10.00 — 11.30 CET

Rules of the game



The webinar will be recorded



Please reserve 3 min after the webinar to help us improve by filling in our feedback form



For questions, please use the ClickMeeting chat

Introduction



Marleen Valkenburg
Communications and
data.europa academy



Nataliya Rozbroj Jasinskaja
Publications Office of the EU



Antonio Rotundo
Public Officer at the Agency for
Digital Italy



Ott Velsberg
Chief Data Officer
Ministry of Economic Affairs
and Communications of
Estonia

Agenda

- | | |
|---------------|---|
| 10.00 – 10.05 | Introduction to the webinar and rules of the game – <i>Marleen Valkenburg</i> |
| 10.05 – 10.25 | Diving deeper into the portal dimension – <i>Nataliya Rozbroj Jasinskaja</i> |
| 10.25 – 10.50 | Open data best practices Italy – <i>Antonio Rotundo</i> |
| 10.50 – 11.15 | Open data best practices Estonia – <i>Ott Velsberg</i> |
| 11.15 – 11.25 | Q&A – <i>Marleen Valkenburg</i> |
| 11.25 – 11.30 | Recap and closing – <i>Marleen Valkenburg</i> |

Diving deeper into the policy dimension

Nataliya Rozbroj Jasinskaja

Introducing the Open Data Maturity assessment

What

- 8th consecutive assessment of the state of open data in Europe, with 35 participating countries



Why

- Gain insights in the state of open data and challenge countries to improve

How

- Self-assessment: national open data teams fill out a questionnaire on 4 dimension of maturity



Introducing the Open Data Maturity dimensions and indicators



- Policy framework
- Governance
- Implementation



- Strategic awareness
 - Measuring re-use
 - Creating impact
- Governmental, Social, Environment & Economic



- Portal features
- Portal usage
- Dataprovision
- Portal sustainability



- Currency and completeness
- Monitoring and measures
- DCAT-AP compliance
- Deployment quality and linked data

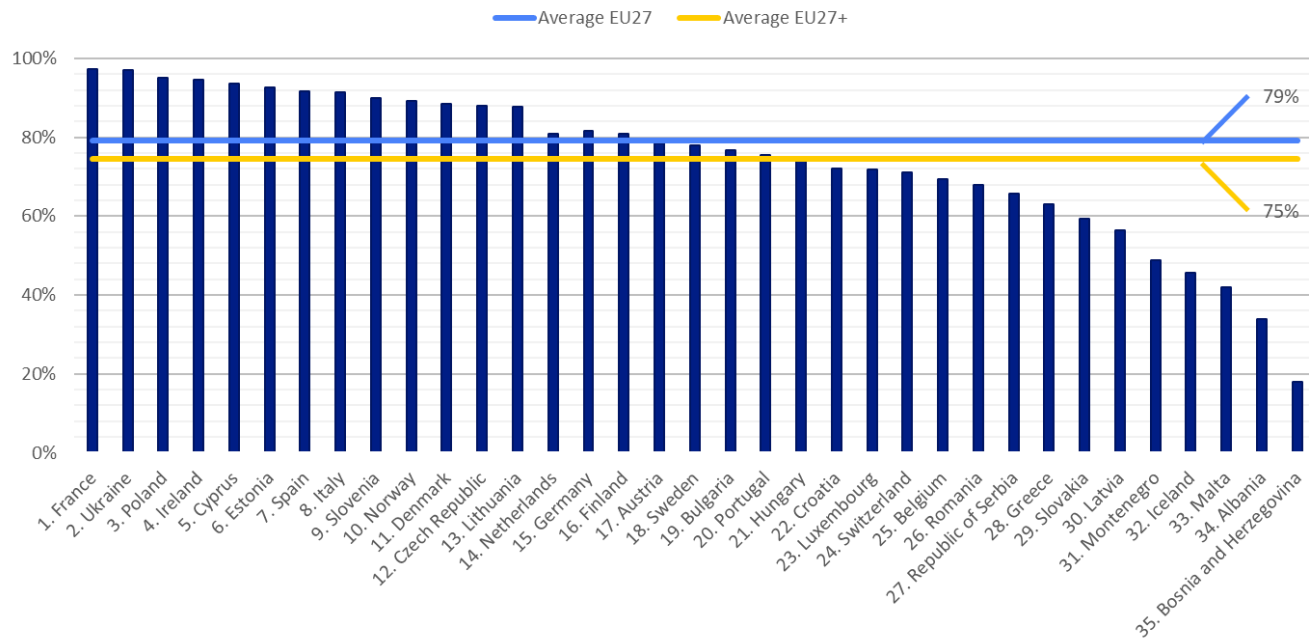
2022 Revised Approach

- **Streamline of questions** to better include regional and local realities and EU priorities
- **More focus on high-value datasets** to test countries' level of preparedness ahead of the regulation
- **Re-structuring of the Open Data impact dimension** to:
 - better acknowledge the challenge of assessing impact
 - better distinguish between re use and *how* impact is created

These four dimensions allow a comprehensive assessment of open data developments across Europe

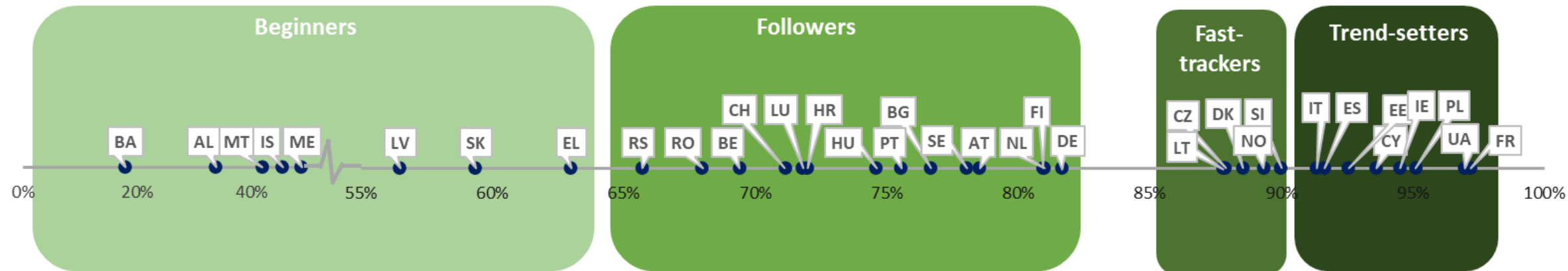
Results 2022 (EU27+)

- In 2022, the **average open data maturity score** of the EU27+ countries is **75% vs. 78% (2021)**.
- Policy is the most mature dimension (86%), followed by **portal** (83%), quality (77%), and impact (71%).
- **France (97,2%) and Ukraine (96,9%)** lead the way of open data developments in Europe.

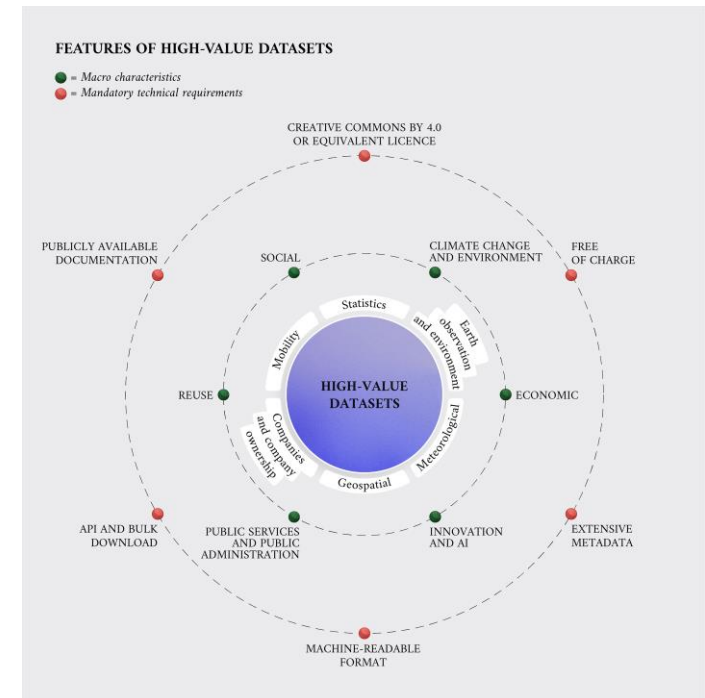
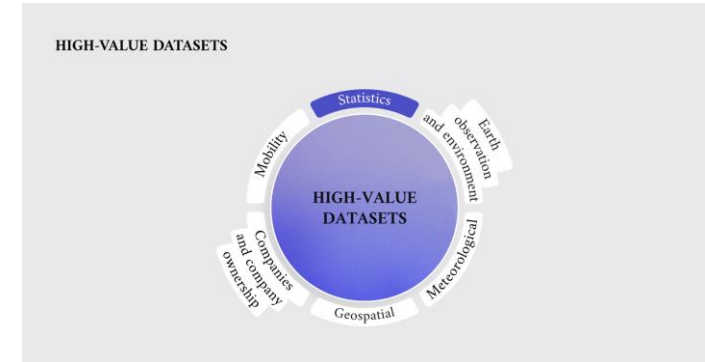
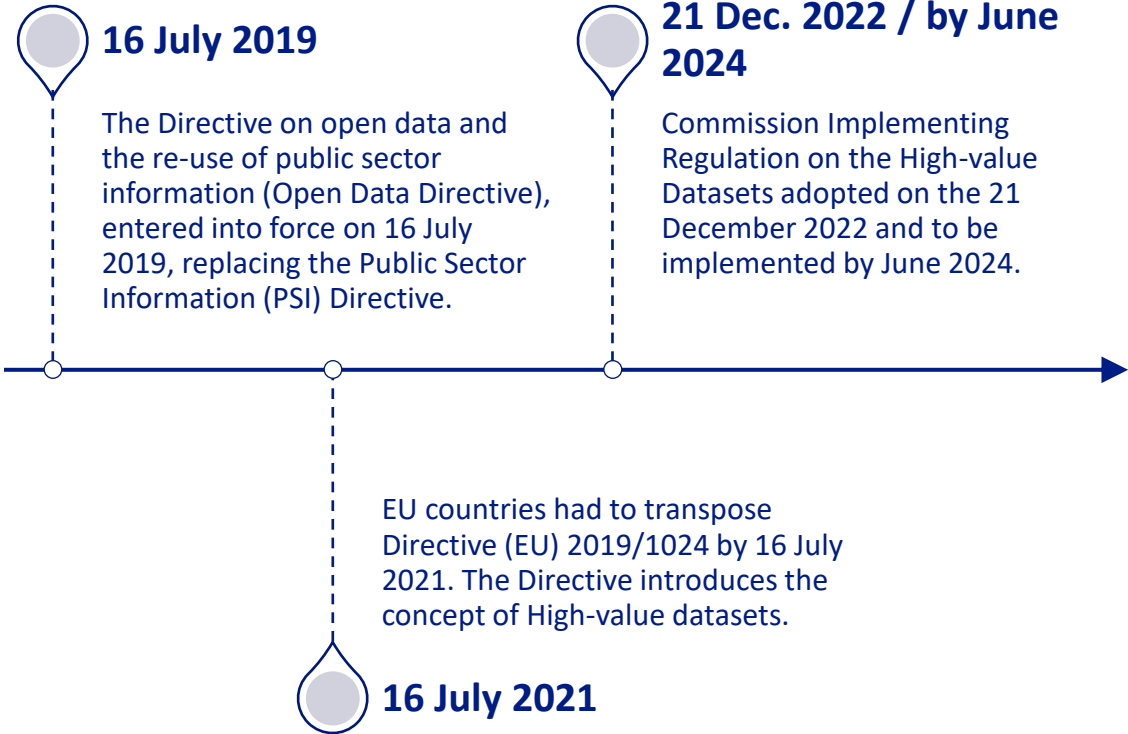


Countries clustering 2022 (EU27+)

- The maturity of European countries is concentrated in **the higher end of the spectrum** (above 65%).
- The **fast-trackers show highly similar scores**, as the cluster is concentrated on a range of 3% (88 to 91 percentage points).
- Remarkable is the journey of
 - **Belgium** from beginners in 2021 to followers in 2022;
 - **Czech Republic** from followers in 2021 to fast-trackers in 2022;
 - **Italy and Cyprus** from fast-trackers in 2021 to trend-setters in 2022.



European Union Policy Framework

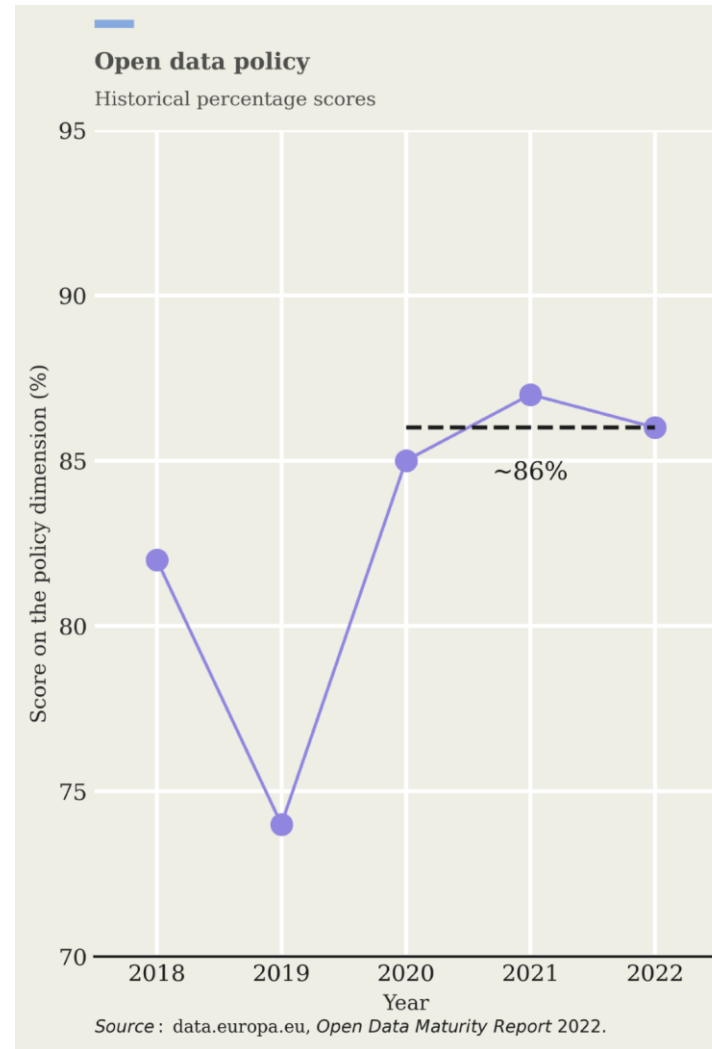
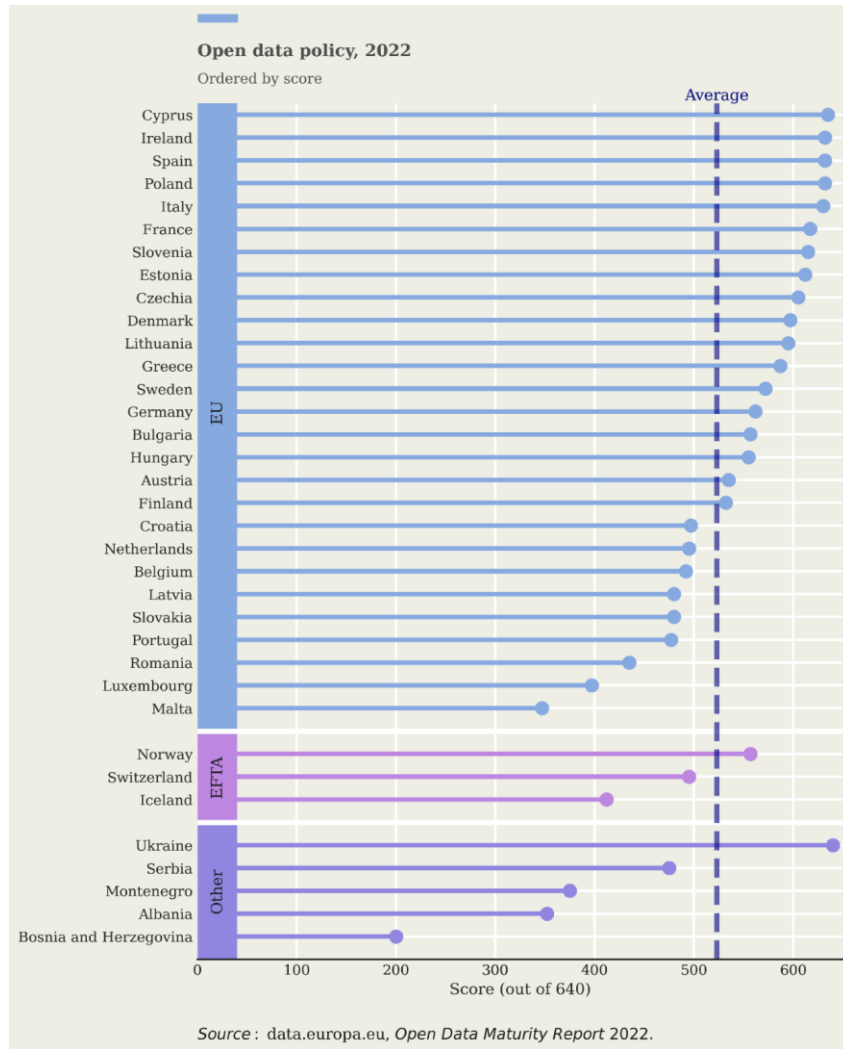


The Policy dimension and its indicators

1. Policy framework	
1.1	<ul style="list-style-type: none">Open data policies and strategy are in place at national (and eventually regional and/or local) level.The open data policies/strategy have been updated in the past year.The Open Data Directive is implemented at national level.
1.2	<ul style="list-style-type: none">The (national) open data strategy incentivises the reuse of open data by both the public and private sectors.The (national) open data policies/strategy incentivise access to real-time and dynamic data, citizen-generated data and/or geospatial data.The (national) open data policies/strategy incentivise the development of data inventories in the public bodies at national, regional, and local levels.
1.3	<ul style="list-style-type: none">Preparatory activities to identify high-value data domains to be prioritised for publication are in place.Measures are in place to assist other stakeholders' involvement in this prioritisation process.Preparation to make sure that public bodies holding high-value datasets will denote those datasets as such in their metadata, following the publication of the related EU implementing act, has started.
1.4	<ul style="list-style-type: none">Open data policies/strategy align with the EU overarching priorities (e.g., Green Deal).
2. Governance of open data	
2.1	<ul style="list-style-type: none">An open data governance structure that ensures the publication of open data at all government levels is in place.The governance structure enables the development of open data initiatives also at local and regional levels.

2.2	<ul style="list-style-type: none">Details of the person or team responsible for the open data activities in your country are publicly available.A document describing the responsibilities and working approach of the national (and eventually regional and/or local) open data team is publicly available.A regular exchange between the national open data team and team maintaining the national and/or local portal(s) is ensured.
2.3	<ul style="list-style-type: none">Open data officers are appointed at each public body level.A regular exchange between the national open data team and open data officers is ensured.A regular exchange between the open data officers and data providers and reusers is ensured.
3. Open data implementation	
3.1	<ul style="list-style-type: none">Data publication plans exist at public body level and progress against these plans is monitored at national level.The number of public bodies that still charge above marginal costs is monitored.
3.2	<ul style="list-style-type: none">Measures are in place to address the challenges encountered in implementing the aforementioned open data policies/strategy. Holders of dynamic data are assisted in providing real-time access to their data. Holders of geo-spatial data are assisted in making this data publicly available. Citizens/organisations are assisted in providing access to citizen-generated data.
3.3	<ul style="list-style-type: none">Training activities for civil servants working with (open) data are in place.The trainings provide a certification and/or are formally recognised as professional development for civil servants.Society-wide open data literacy initiatives are in place.

Policy results 2022 (EU27+)

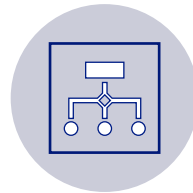


- ✓ In 2022, the **average score for EU27 countries (at 86%)**, is the highest average score among the four dimensions.
- ✓ The average score for the EU-27 has been stable over the past three assessments, ranging **between 85 % and 87 % in the 2020–2022 period**.
- ✓ 16 Member States score above the EU27 average; **Cyprus, Spain, Ireland, Poland, Italy, France, Slovenia and Estonia all score above 95%**; Ukraine scores 100%.

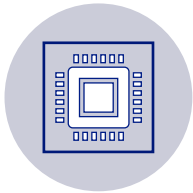
Policy Framework Results



96%-100% have open data policies, open data strategies, action plans, criteria for open data implementation.



81%-89% outline measures for the publication of and access to **real-time or dynamic data and geospatial data**; **33% for citizen-generated data**.

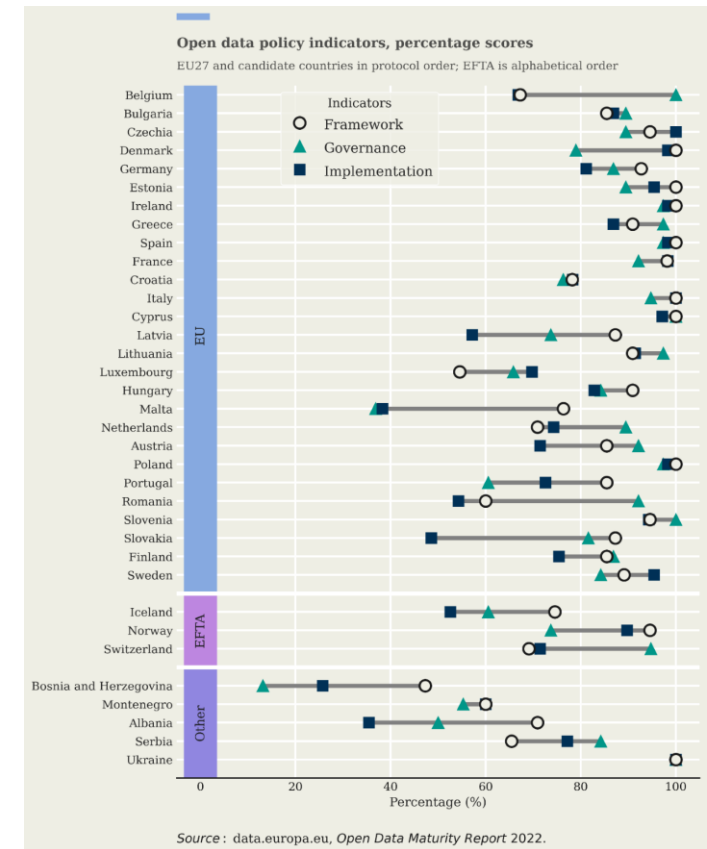


85%-89% outline measures to support the reuse of open data, also by the private sector.



96% working on identifying high-value data domains to be prioritised for publication.

92% align with one or more of the European Commission priorities for 2019-2024.



88%

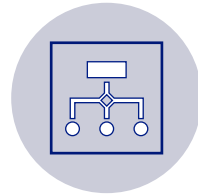
Policy Framework



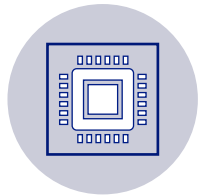
Governance of open data results



100% have a governance structure for participation and inclusion of various open data stakeholders



85% have open data contact points in their governance structures.

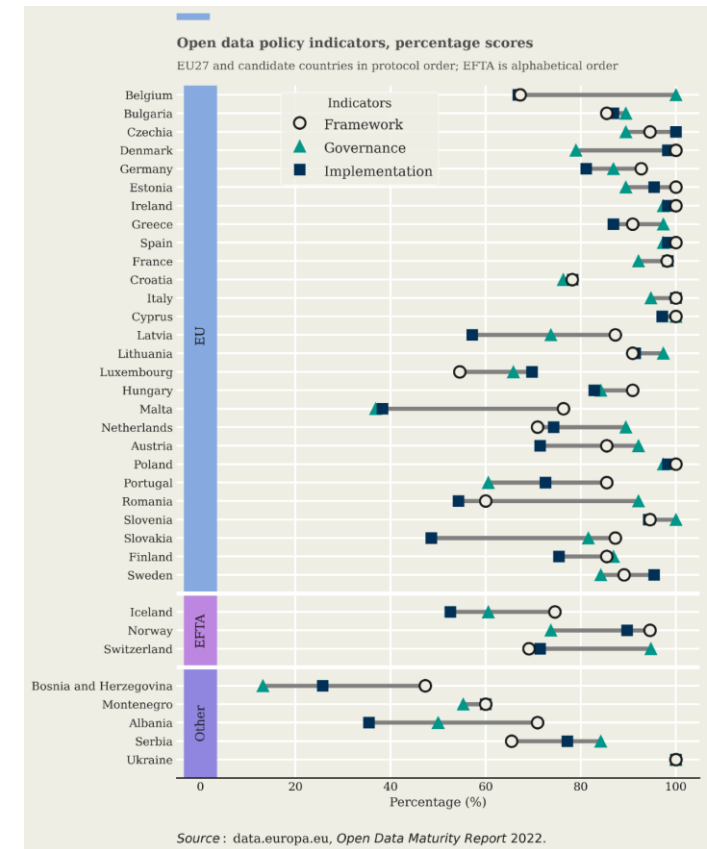


70% the governance structure, including the people and the team responsible for open data activities, are published online and accessible to the public.



96% at least some local and regional public bodies conduct open data initiatives.

78% have the document describing the responsibilities of the national, open data team; retrievable online.



86%

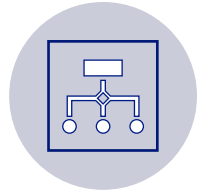
Governance of open data



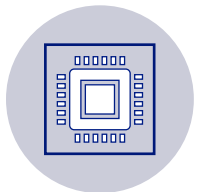
Open data implementation results



85% have data publishing plans and monitoring mechanisms.



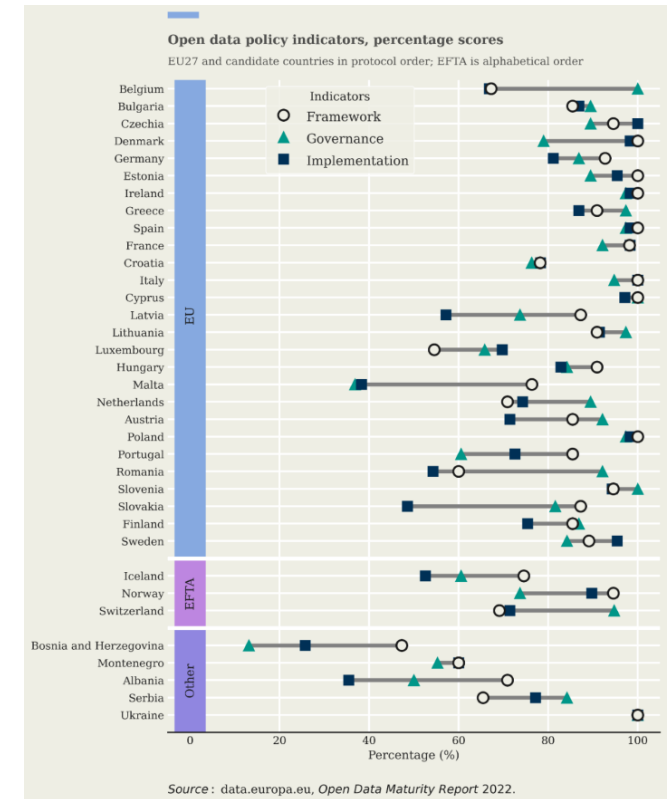
78% have processes to ensure that the open data strategy and actions are implemented. **56% indicate the status of implementation as satisfactory**, 37% as neutral, and the remaining 7% as unsatisfactory.



85%-89%, have processes to support real-time and/or dynamic data and geospatial data holders in publishing their data.



96% have set up training activities to refine the data skills of civil servants working with open data.



82%

Open data implementation



Open data best practices of Italy

Antonio Rotundo

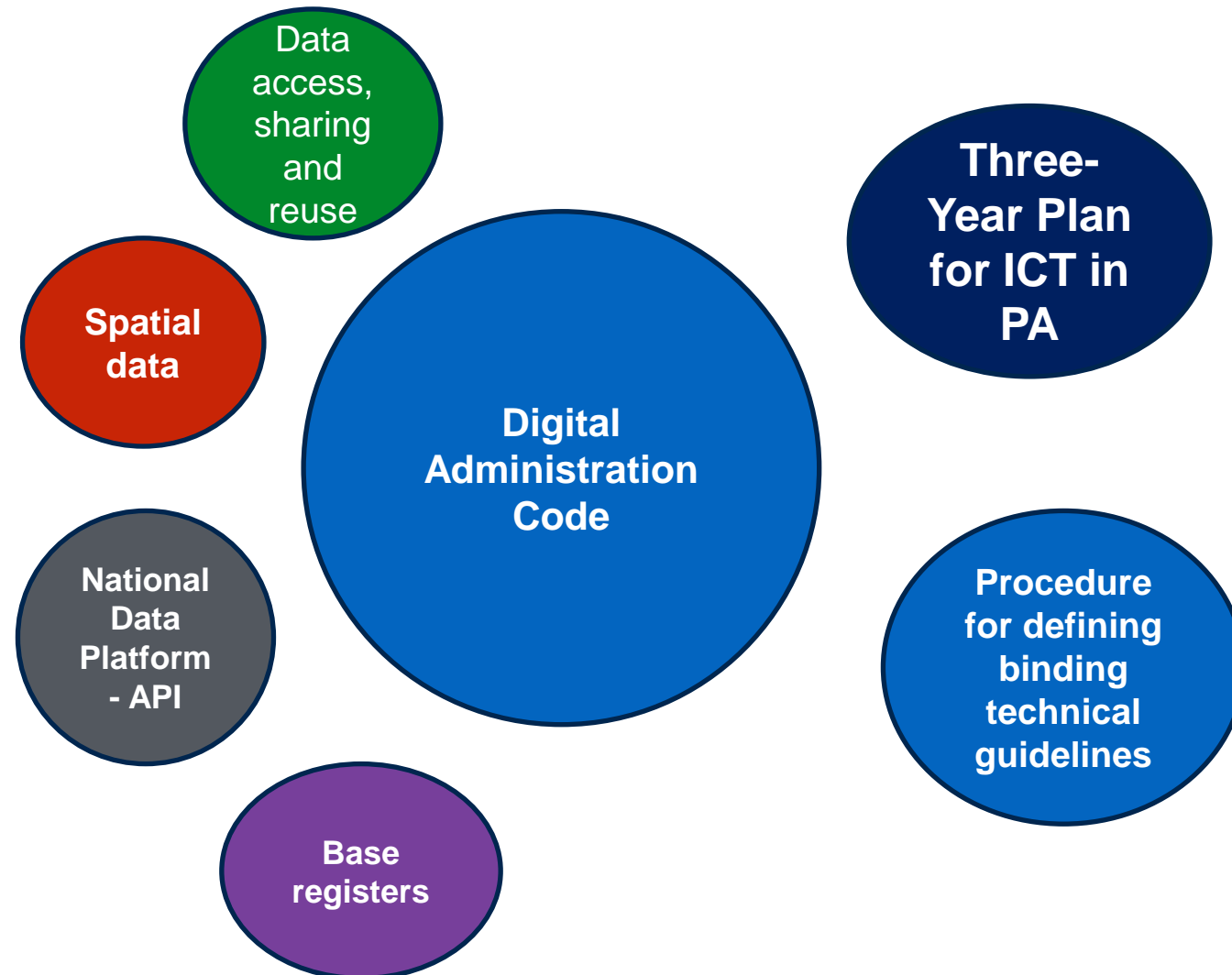
Open Data Maturity 2022: Diving deeper into the policy dimension

Best practices from Italy

Antonio Rotundo

29 September 2023

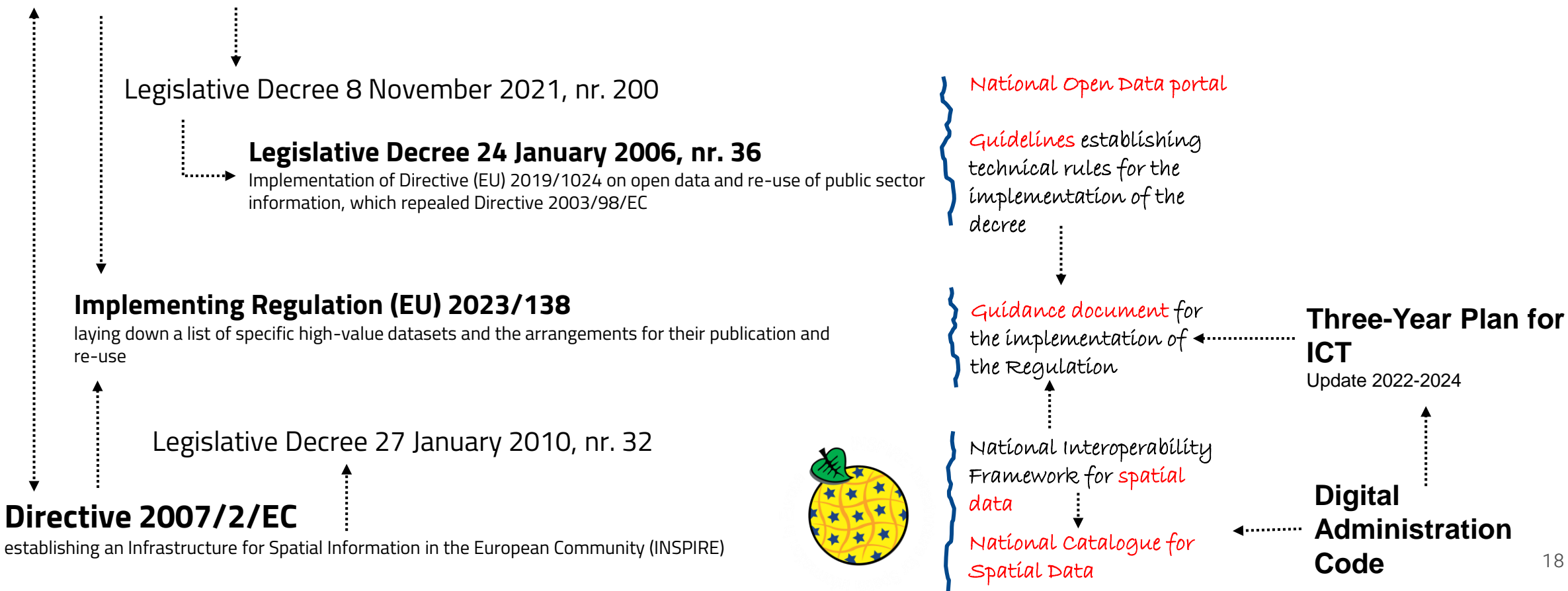
National framework



Open data, the normative context

Directive (EU) 2019/1024

on open data and the re-use of public sector information



Europe is asking us to do it - No, we already established that!

Timely alignment with EU legislation – Example on spatial data

Italian Decree 2011	Regulation (EU) 2023/138
Interoperable at EU level, conformant to INSPIRE Regulation	datasets within the scope of the INSPIRE data themes
Metadata conformant to the Italian metadata profile (aligned with and conformant to Regulation (EC) No 1205/2008)	metadata describing the datasets shall contain at least the metadata elements set out in Commission Regulation (EC) No 1205/2008.
PAs responsible for updating	in their most up-to-date version
Available in conformance to the provisions of the Code for Digital Administration and EU and national legislation on open data, including rules about open and machine-readable format and the open licences.	in an open, machine-readable format under the conditions of the Creative Commons BY 4.0 licence or any equivalent or less restrictive open licence

Three-Year Plan for ICT in PA – Guiding principles

public data a common good


the information heritage of the public administration is a fundamental asset for the country's development and shall be enhanced and made available to citizens and businesses, in an open and interoperable format



The goals of the ICT Three-Year Plan for data



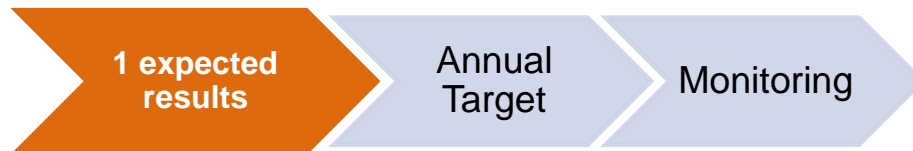
OB.2.1 - Data sharing among PAs and reuse by citizens and businesses



OB.2.2 – Data and metadata quality



OB.2.3 - Enhancement of public information assets



Monitoring of the ICT three-year Plan

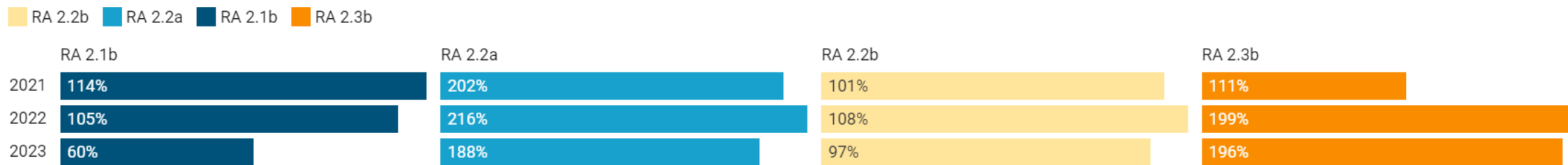
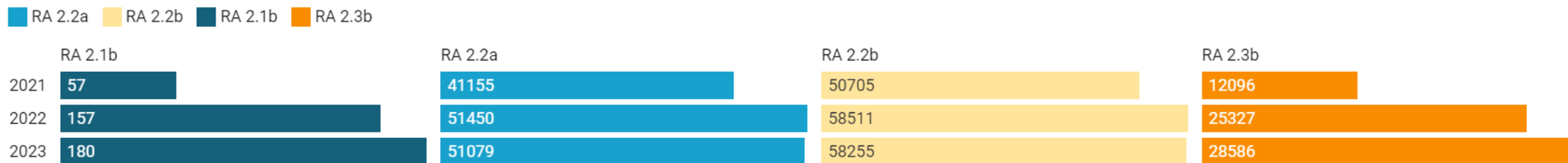
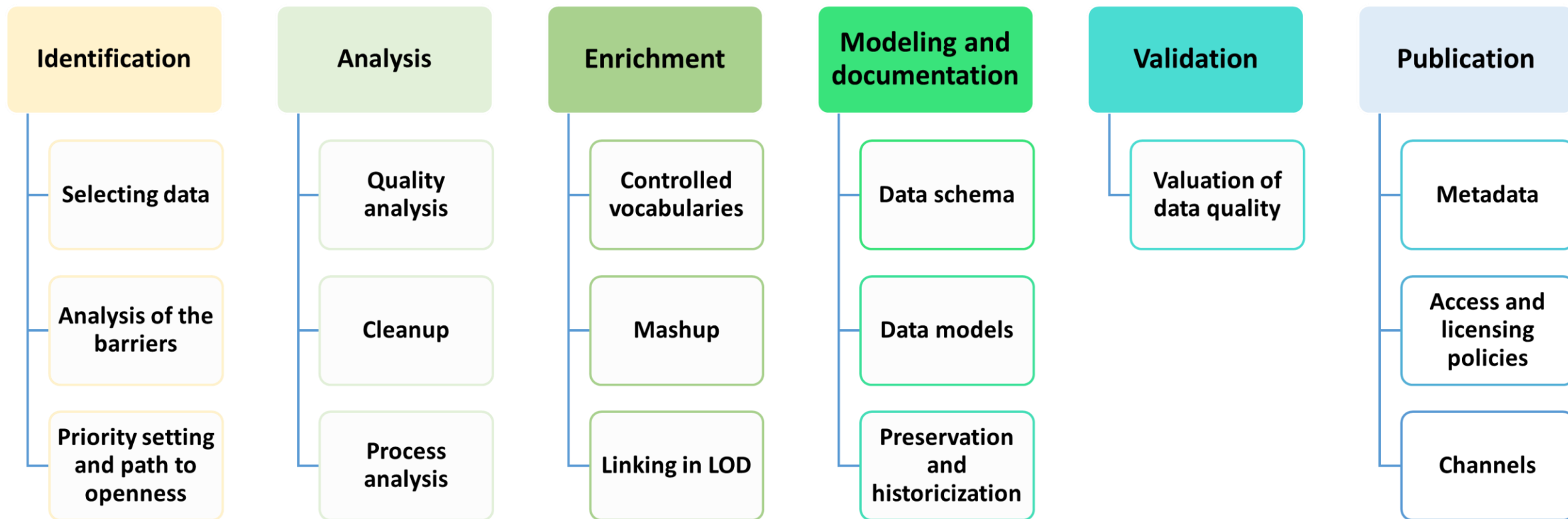


Grafico: Gruppo di lavoro Dati.Gov.it • Fonte: [AGID](#) • [Scaricare i dati](#) • Creato con [Datawrapper](#)

in valori assoluti:



National Open Data Guidelines - Process



National Open Data Guidelines - Governance

OD Group Establishment

Role of the
digital
transition
manager

Coordination with
other figures in the
digitization process

Roles and responsibilities

- It is not possible to define a single model for managing the data opening process
- An essential role is assigned to the **digital transition manager (RTD)**
- The establishment of a **Working Group** in which to involve all domain owners dealing with data is recommended
- **Coordination with other figures** involved in the PA digitization process (such as data protection officer, responsible for document management, responsible for security, ...)

Work in progress

- **Guidance document** on publishing and reusing high-value datasets (to be published at the end of October)
 - Engagement of data owners for **addressing legal and/or technical barriers**
 - **Identification of HVDs** and definition of a common path to apply the Regulation
- **Alignment of metadata profiles** to the arrangements of Regulation (EU) 2023/138



AGID | Agenzia per
l'Italia Digitale

rotundo@agid.gov.it




agid.gov.it

Open data best practices of Estonia

Ott Velsberg

Open Data in the Public Sector: The Estonian experience



Dr. Ott Velsberg

Government Chief Data Officer

29.9.2023



MAJANDUS- JA
KOMMUNIKATSIOONI-
MINISTEERIUM



KRATT
Eesti
Tehisintellekt



bürokratt

#eEstonia digital government agenda 2030

OBJECTIVE	Best experience			
LEAPS	Switch to life-event based and proactive services	AI-powered government	Human-centric digital government	Green digital government
FOUNDATIONS	Management and user-centricity of public services	Data-driven governance and reuse of data	Futureproof digital government platforms	Centrally provided basic IT services
	Systematic experimentation with new ways	Open innovation and development of govtech community	Empowering digital change in public sector	Targeted international cooperation

Principles

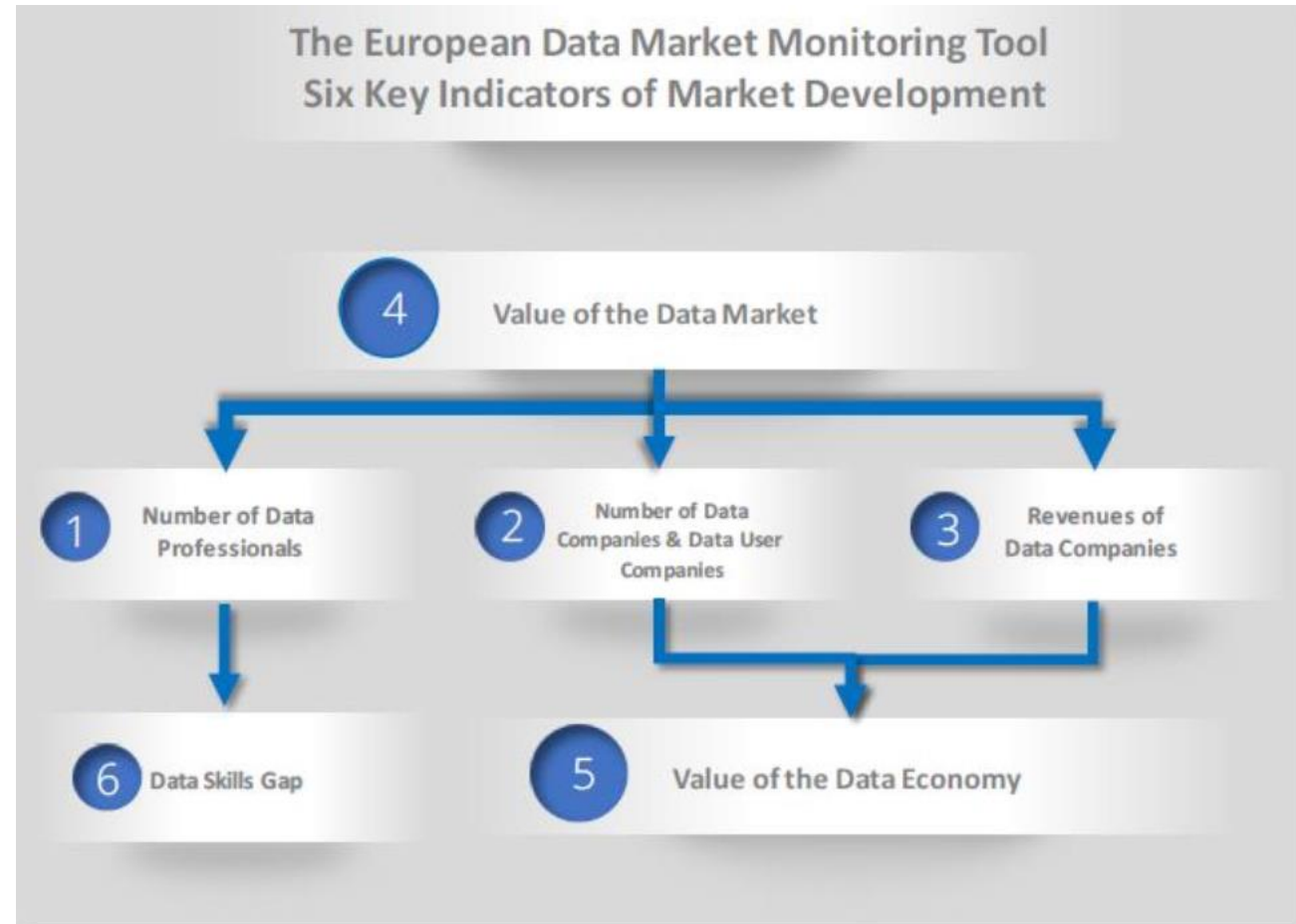
- We protect people's basic rights
- We cherish Estonian culture and language
- We maintain trustworthiness
- We are technology neutral
- We build digital society together
- We are innovative



Foto: Heiko Kruusi

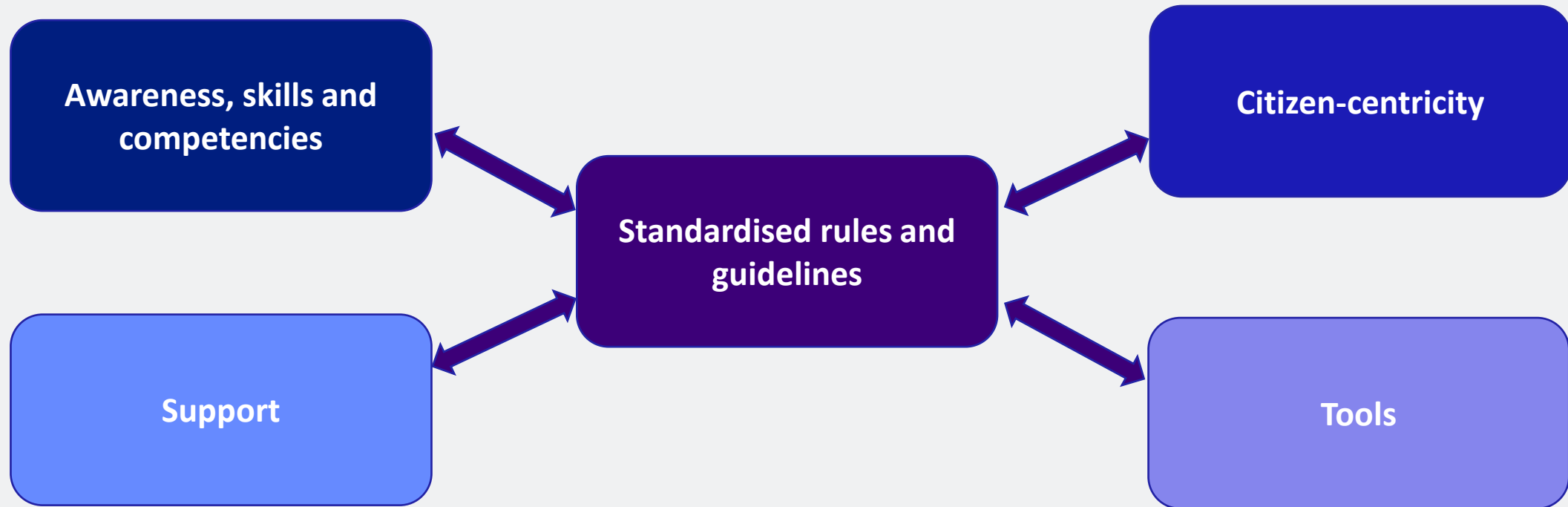
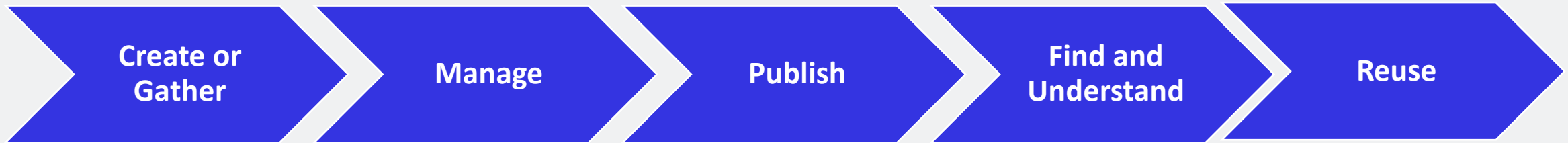
Important to measure the impact

- European Union data economy at least **€829 billion by 2025**
- **Estonia has highest data economy in Europe** (10,5% GDP)
- €1.3 triljon in savings in manufacturing by 2027
- Saving of €120 billion a year in healthcare
- Over 500 million jobs will be replaced
- ...



Source: European Commission (2023)

GCDO Data Initiatives

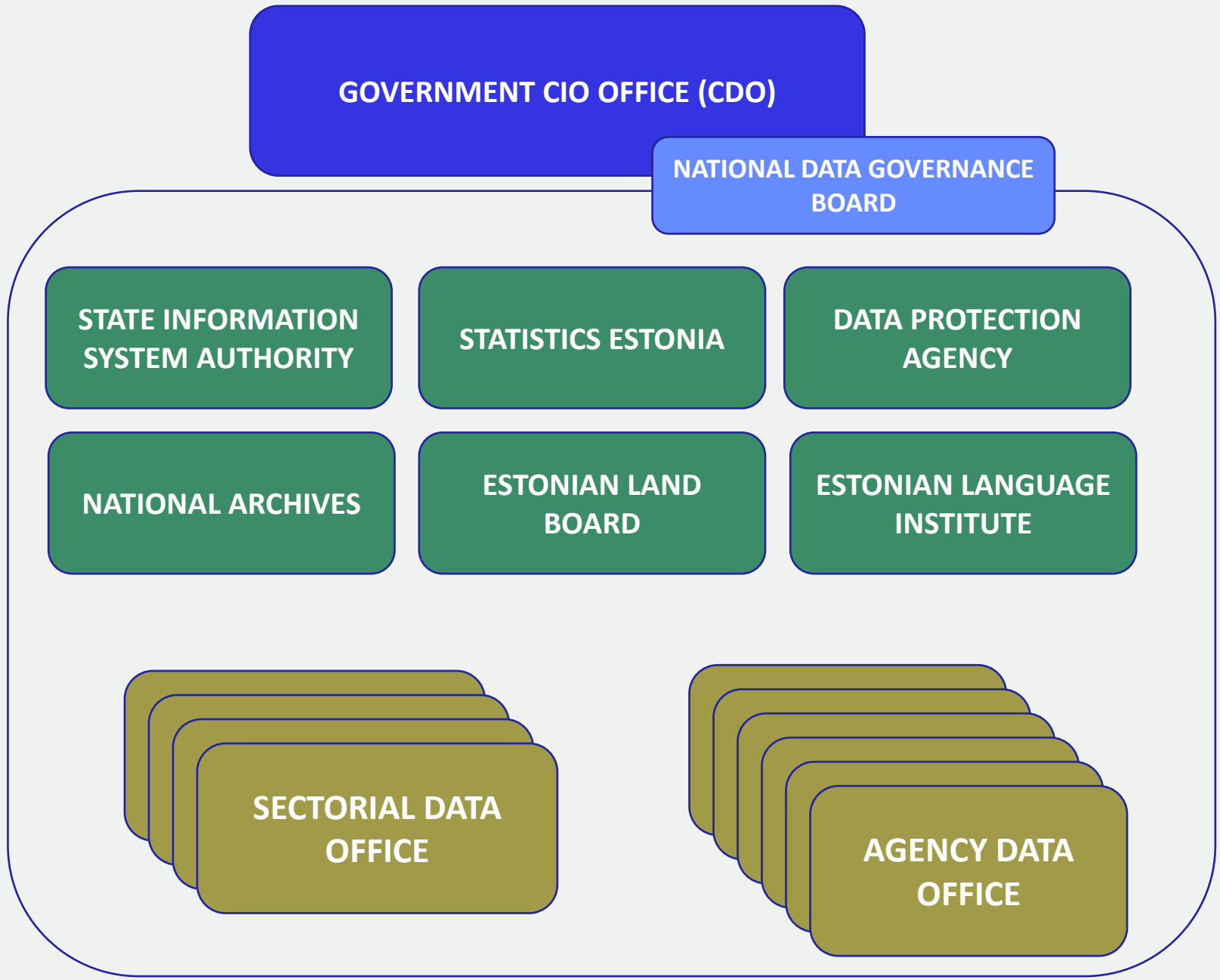




Policy

**Cross-domain
strategy and support**

Implementation



Important aspects to consider:

- **requirements for data descriptions and data quality process**
- **Real-time (dynamic) data** must be made available **via** an application programming interface (**API**)
- **User needs** must be taken into account when publishing data
- **Additional high-value datasets**
- **Machine-readable data** must be **accessible via the Estonian Data Portal**
- **Reuse conditions** must be available and based on controlled vocabulary
- Obligation to disclose information on **exclusive agreements**

High-value data must be available for free and in machine-readable format!

- **Six categories:**

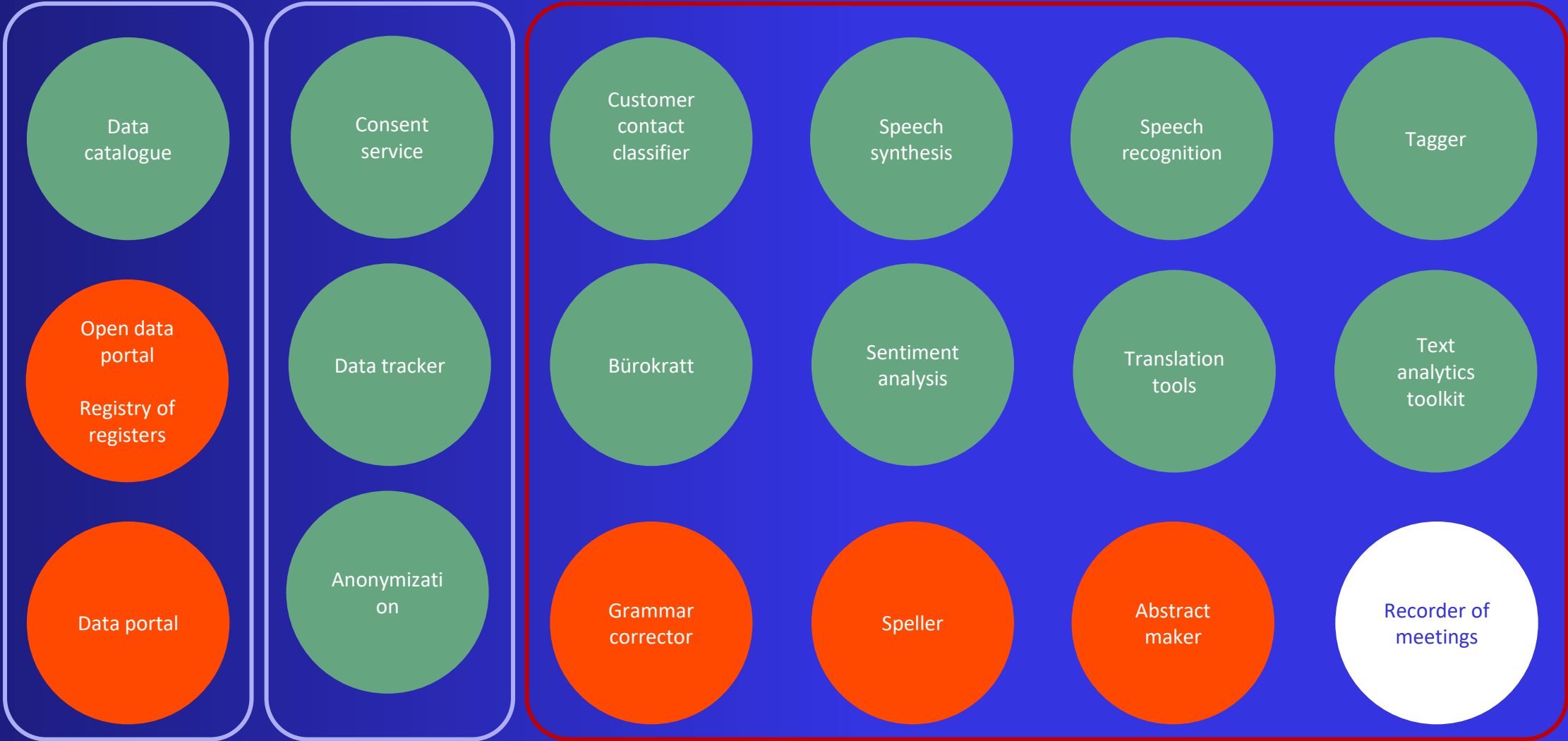
- Geospatial data
- Land and environment
- Meteorological information
- Statistics
- Businesses and corporate ownership
- Mobility

- **Additional categories:**

- Language data
- Public tenders
- Elections
- Legislation
- Healthcare
- Court documents
- Energy

Reusable core components

● Developed ● In-development ● Planned



Citizen-centric data governance



Requirements

- + Monitoring the use of personal data
- + Requirements on data management
- + Privacy impact assessment
- + Privacy-by-design



Solutions

- + PET
- + Synthetic data
- + Data tracker
- + Consent service
- + Anonymization
- + Data science environment



Support

- + AI and analytics sandbox
- + Data and AI panel
- + Up- and re-skilling
- + Data literacy
- + Experience sharing



Impact assessment toolset

- + Principles of responsible data processing
- + Algorithm Impact Assessment Methodology

Synthetic data

The data is generated from real data and has the "same" statistical properties as the real data.

- Statistical similarity 0.998
- Correlation 0.83

	Sõiduki vanus	Maakond	Andmed seisuga	ESMANE_REG_KP	KYTUSEKOMBINATSIOON	Kategooria	Keretüüp	Kütuse tüüp tüübigoodist1	MOOTORI_TYYP	Mark	Mudel	SOIDUK_ID_ID	VARV
0	9.0	Harju maakond	07.10.2021	07.12.1988	YHEKYTUSELINE	N3	SADUL	DIISEL	DIISEL	VOLVO	XC70	100654950	VALGE
1	6.0	Harju maakond	07.10.2021	19.07.1988	YHEKYTUSELINE	N3	SADUL	DIISEL	DIISEL	VOLVO	XC70	100585356	VALGE
2	2.0	Harju maakond	07.10.2021	06.04.1939	YHEKYTUSELINE	N3	SADUL	DIISEL	DIISEL	VOLVO	XC70	100680082	VALGE
3	4.0	Harju maakond	07.10.2021	17.12.2005	YHEKYTUSELINE	N3	SADUL	DIISEL	DIISEL	VOLVO	XC70	100588489	VALGE
4	4.0	Harju maakond	07.10.2021	09.08.1983	YHEKYTUSELINE	N3	SADUL	DIISEL	DIISEL	VOLVO	XC70	100524855	VALGE
5	1.0	Tartu maakond	07.10.2021	17.07.1997	YHEKYTUSELINE	M1	MITMEOTSTARBELINE SÕIDUK	ELEKTER	DIISEL_HYBRIID	VOLVO	XC70	100896071	HALL
6	19.0	Harju maakond	07.10.2021	01.01.1993	HYBRIIDSOIDUK	M2	SEDAAN	BENSIIN	BENSIIN_KATALYSAATOR	VOLVO	XC70	100459546	VALGE
7	19.0	Ida-Viru maakond	07.10.2021	28.06.2006	YHEKYTUSELINE	N3	SADUL	DIISEL	DIISEL	VOLVO	XC70	100583532	VALGE
8	7.0	Harju maakond	07.10.2021	18.03.1988	YHEKYTUSELINE	N3	SADUL	DIISEL	DIISEL	VOLVO	XC70	100518157	VALGE
9	8.0	Harju maakond	07.10.2021	29.04.2005	SEGAKAHEKYTUSELINE	N3	SADUL	DIISEL	DIISEL_HYBRIID	VOLVO	XC70	100696456	VALGE

Skills and competencies

- + **You can never do enough!!!**
- + Data expert network with 500+ participants (regular webinars, best-practice exchange)
- + Annual events: Data Camp, Open Data Forum, AI meetup
- + New ways of experimenting (hackatons, competitions)
- + Public e-courses on key topics (incl. data literacy, AI, open data, data governance)
- + Regular in-person trainings
 - + More than 500+ attendees in 2022
 - + All sessions recorded and published on YouTube



Expert support

- + **National competence centre on data**
 - + Hands on support: data management, incl description, quality, lifecycle; and data publishing
 - + Hands-on support: implementation of data analytics, AI, privacy enhancing technologies
 - + Facilitating access to domain experts in academia and the private sector
 - + Providing support for carrying safely out experiments (i.e. sandbox) and pilots

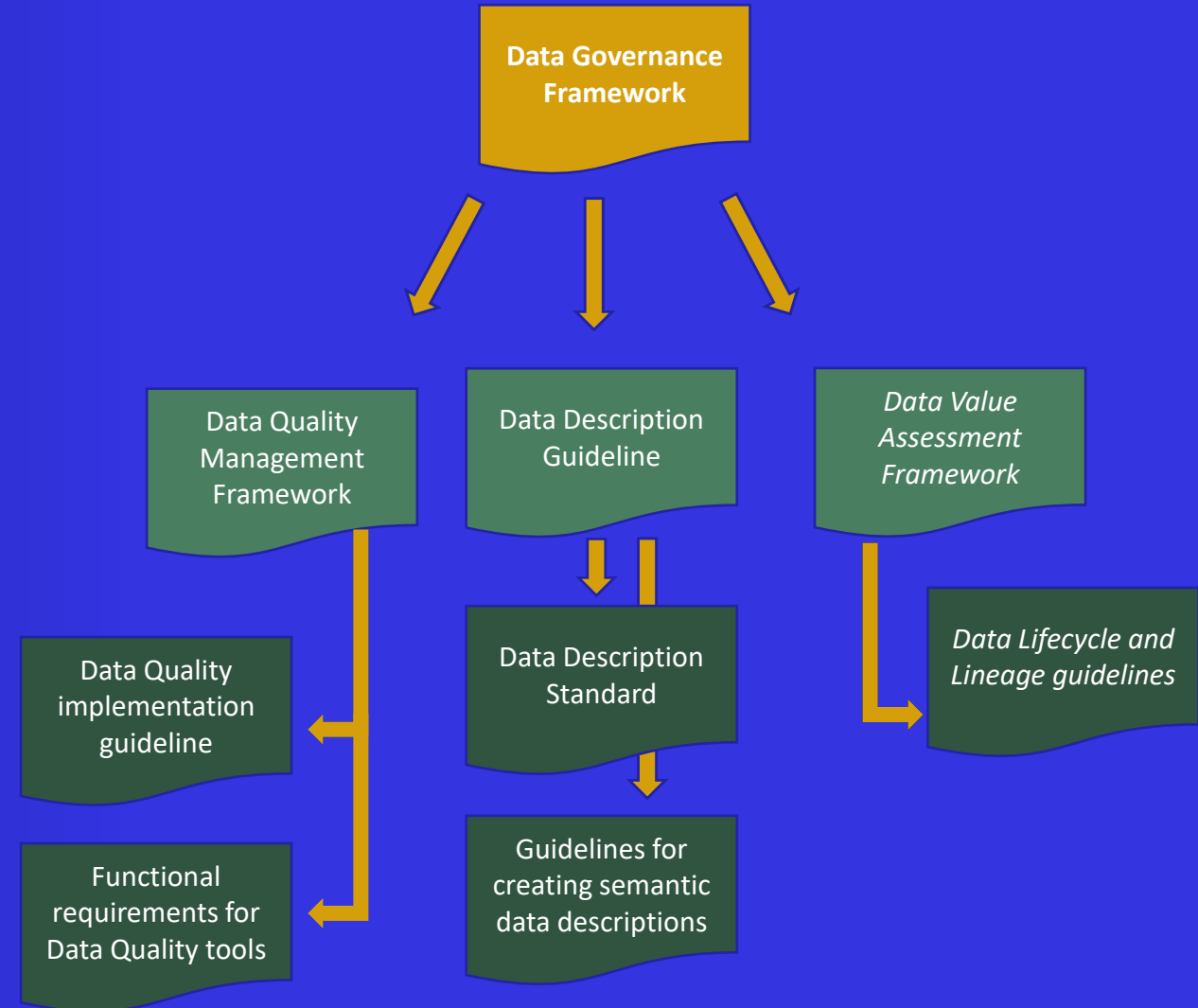


Central rules and guidelines

Clear ownership

vs

Community-based development



Common tools

Agency data catalogue tool

- + Maintain an overview of datasets
- + Automate the creation and update of detailed data descriptions
- + Manage semantic assets (vocabularies, classifiers)
- + Maintain an overview of reuse options and restrictions
- + Manage business rules and data quality measurements

National Data Portal (In-development)

- + Publish dataset descriptions
- + Publish and encourage the reuse of semantic assets (i.e. vocabularies, ontologies)
- + Publish information on reuse (incl availability of services, PETs, data services and open data sets)
- + Possibility to request restricted data
- + Knowledge sharing and guidance

How to know if we succeed?

Standardised models on Data Office competences, governance and operations



Maturity assessment methodology



Regular data audits



Data health dashboard



Lessons learned

- + Consult and provide practical support
- + Education and upskilling are critical
- + Demand driven approach
- + Set and use (global) standards!
- + Define clear ownership
- + Continuous monitoring and improvement



Thank you!



Let's connect!



ott.velsberg@mkm.ee

Questions & Answers



Stay up-to-date on our
2023 activities!

The logo for Data Europa Academy is located in the bottom-left corner. It features a large red circle that partially overlaps a smaller dark blue circle. Inside the dark blue circle, the text "data.europa academy" is written in white, lowercase letters. The word "data" is on the top line, "europa" is on the middle line, and "academy" is on the bottom line. Small yellow dots are placed above the 'a' in "data" and above the 'o' in "europa".

data.
europa
academy

Join our next webinars!

WEBINAR

Data spaces:
Discovering the
building blocks



data.europa
academy

6 October 2023
10.00 — 11.30 CET

Workshop

How to use open
data for your
research?



data.europa
academy

19 October 2023
10.00 – 12.00 CET



WEBINAR

Open Data Maturity
2022: Diving deeper
into the impact
dimension




data.europa
academy

27 October 2023
10.00 — 11.30 CET



Fill in our user survey



Sign up for the newsletter: data.europa.eu/newsletter

Follow us on social media:



EU_opendata



Publications Office of the European Union




data.europa.eu

data.
europa
academy



Please provide
your feedback!



Thank you

